

Regulus 3

Regulators - Pressure Reducing

DCATLABO1202XEN2

Specifications

For other materials or modifications, please consult TESCOM.

FLUID MEDIA

Non-corrosive gases, oxygen and liquid gases, recommended for gas purity up to 5.0, not suitable for acetylene

OPERATING PARAMETERS

Pressure rating per criteria of ANSI/ASME B31.3

Maximum Inlet Pressure

290 psig / 20.0 bar

Outlet Pressure Ranges

0.15-1.5 inch-Hg / 5-50 mbar*

0.3-3 inch-Hg / 10-100 mbar

1.5-15 inch-Hg / 50-500 mbar

1.5-14.5 psig / 0.10-1.00 bar

2.2-21.8 psig / 0.15-1.5 bar

Flow Capacity

See flow curves

Operating Temperature

-4°F to 158°F / -20°C to 70°C

for CO maximum 104°F / 40°C

MEDIA CONTACT MATERIALS

Body

Nickel-plated Brass

Diaphragm

EPDM, wetted side PFEP covered

Seat

NBR

OTHER

Connections

Inlet: G 1/2" Female thread

Outlet: G 1/2" Female thread

Gauge: G 1/2" Female thread

Weight

2.9 lbs / 1.3 kg

*Minimum inlet pressure of 3.0 bar required

Warning: Don't use for acetylene



TESCOM Regulus 3 in-line pressure reducer is extremely sensitive (mbar range) for gas purity up to 5.0 (99.999 Vol %) with positive shut-off seal.

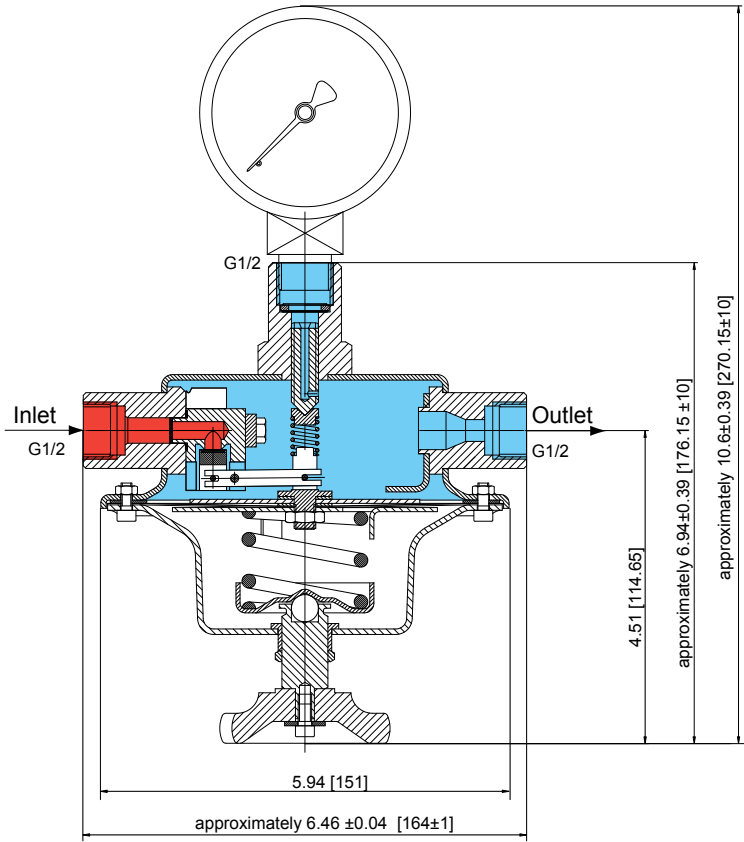
Applications

- Where very low outlet pressure is requested in combination with low flows
- Point-of-use regulator in central gas supply systems
- In machines or in combination with a first-stage reducer as a cylinder pressure reducer
- Laboratory and production testing

Features and Benefits

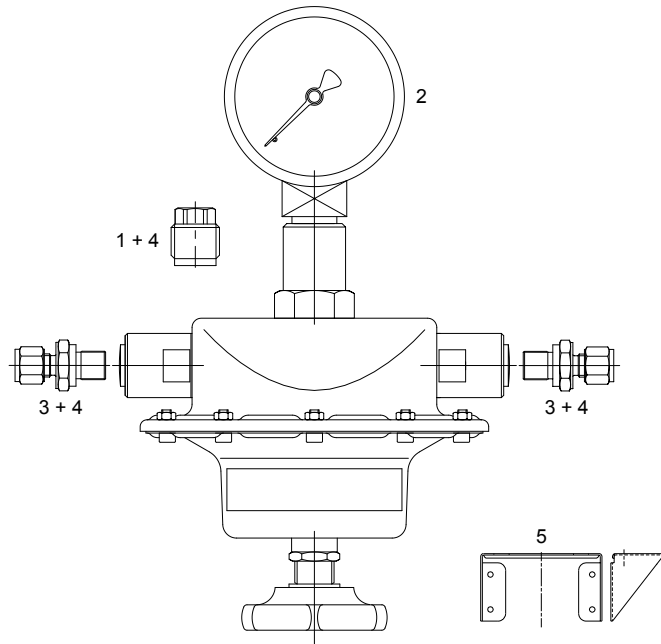
- Precise pressure control in the mbar range
- Accurate and reliable pressure control
- Positive shut-off seal

Regulus 3 Regulator Drawing



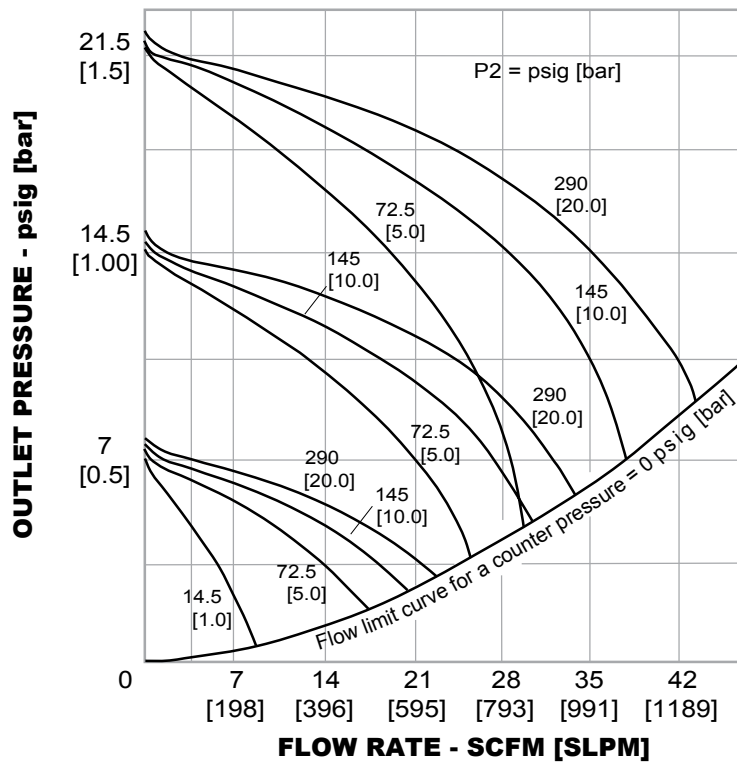
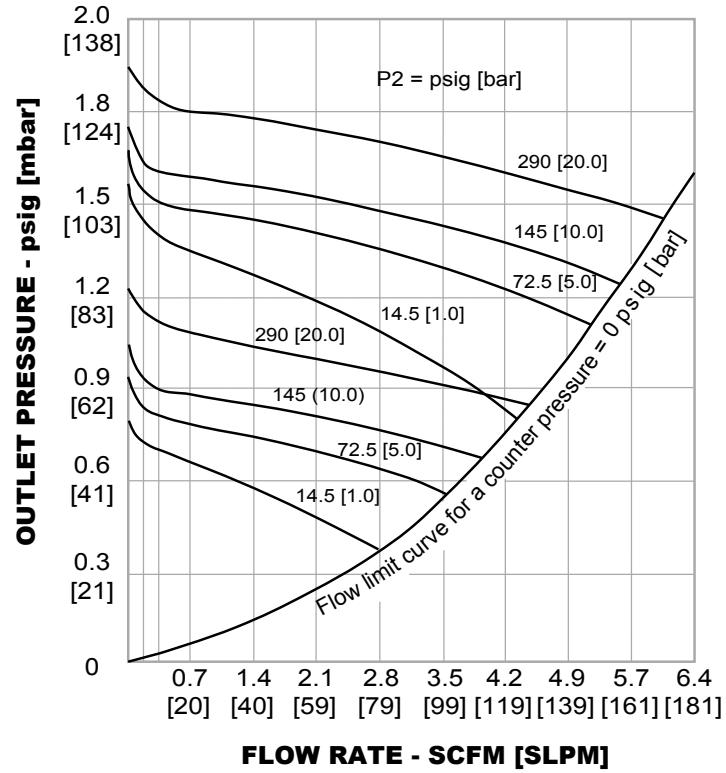
Accessories

Pos.	Part Number	Description
1	D50367	Screw fitting G 1/2"
2	7232784	Gauge Brass 100-60/50 mbar
2	7232795	Gauge Brass 100-60/50 mbar O ₂
2	7232785	Gauge Brass 100-160/100 mbar
2	7232796	Gauge Brass 100-160/100 mbar O ₂
2	7232786	Gauge Brass 100-600/500 mbar
2	7232797	Gauge Brass 100-600/500 mbar O ₂
2	7232787	Gauge Brass 100-1.6/1 bar
2	7232798	Gauge Brass 100-1.6/1 bar O ₂
2	7232788	Gauge Brass 100-2.5/1.5 bar
2	7232799	Gauge Brass 100-2.5/1.5 bar O ₂
3	D41604	Fitting Brass G 1/2" - 8 mm
3	D40080	Fitting Brass G 1/2" - 10 mm
3	D40081	Fitting Brass G 1/2" - 12 mm
4	D01722	Seal ring G 1/2"
5	D13134	Wall bracket
5	D13133	Panel mounting



Regulus 3 Regulator Flow Charts

For more information on how to read flow curves, please refer to the Flow Curves and Calculations document (debul2007x012) in the TESCOM catalog or on www.tescom.com.



Regulus 3 Regulator Part Number Selector

Repair Kits, Accessories & Modifications may be available for this product. Please contact TESCOM for more information.

Example for selecting a part number:

D50708 - **0050** - **12** - **M**

BASIC SERIES	OUTLET PRESSURE RANGES	INLET AND OUTLET CONNECTIONS	ACCESSORIES
D50708	0050 - 0.15-1.5 inch-Hg / 5-50 mbar 0100 - 0.3-3 inch-Hg / 10-100 mbar 0500 - 1.5-15 inch-Hg / 50-500 mbar 1000 - 1.5-14.5 psig / 0.10-1.00 bar 1500 - 2.2-21.8 psig / 0.15-1.5 bar	00 – None 08 – Screw fitting G 1/2", 8 mm, Brass 10 – Screw fitting G 1/2", 10 mm, Brass 12 – Screw fitting G 1/2", 12 mm, Brass	None – without gauge with screw plug M – with gauge W – with wall bracket D13134 MW – with gauge and wall bracket D13134



WARNING! Do not attempt to select, install, use or maintain this product until you have read and fully understood the *TESCOM Safety, Installation and Operation Precautions*.

DCATLAB01202XEN2 © 2012 Emerson Process Management Regulator Technologies, Inc. All rights reserved. 05/2012.
 Tescom, Emerson Process Management, and the Emerson Process Management design are marks of one of the Emerson Process Management group of companies. All other marks are the property of their respective owners.